

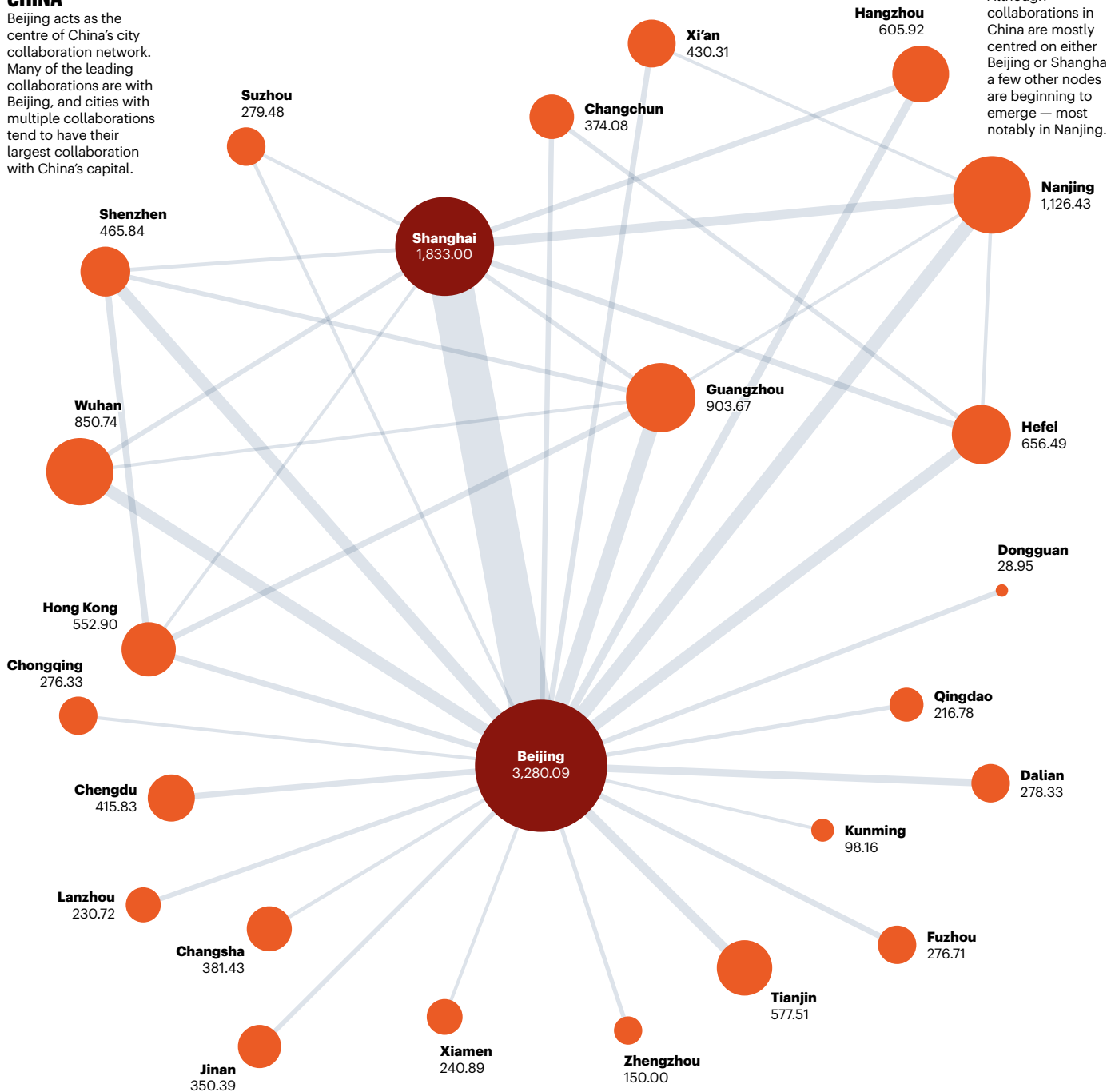
Webs of collaboration

The top 40 collaborations in China and the United States are very differently distributed. **Data analysis by Bo Wu. Infographic by Tanner Maxwell, Simon Baker and Benjamin Plackett.**

CHINA

Beijing acts as the centre of China's city collaboration network. Many of the leading collaborations are with Beijing, and cities with multiple collaborations tend to have their largest collaboration with China's capital.

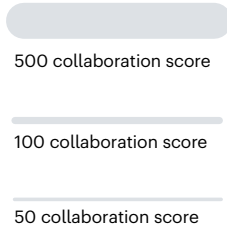
Although collaborations in China are mostly centred on either Beijing or Shanghai, a few other nodes are beginning to emerge — most notably in Nanjing.



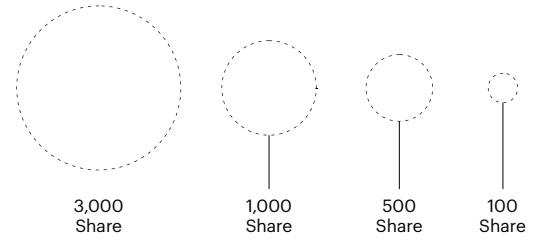
HOW TO READ THIS CHART

The 40 biggest collaborations between cities in China (left) and the United States (right) in the Nature Index by bilateral collaboration score for the year 2021 are shown. The width of the connections represents the collaboration scores, and the size of the circles show that city's total Share in the Index (with the exact Share also displayed). The United States and China represent the leading two locations in the Index by total Share.

Legend



Darker circles indicate the leading 5 science cities by Share



UNITED STATES

The city collaboration network in the United States is centred around three primary hubs — the New York metropolitan area (MA), Boston MA and San Francisco Bay Area. Compared with China, there are fewer cities within the US top 40 collaborations, but the cities tend to be more interlinked.

