

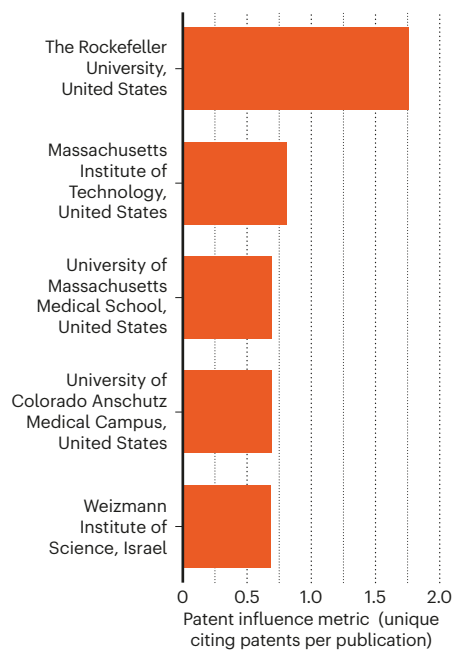
Wielding influence

This supplement ranks leading Nature Index institutions by a normalized metric on patent influence (see page S17 for more details). The first three charts here show the top institutions in three sectors on this metric. The last chart shows the leading academic–corporate collaborations in the Nature Index. **Data analysis by Bo Wu. Infographic by Simon Baker, Tanner Maxwell and Benjamin Plackett.**

LASER-LIKE FOCUS

Academic institutions with the highest score for patent influence tend to be universities specializing in certain areas of science, such as The Rockefeller University in the United States, which focuses mainly on the medical and biological sciences.

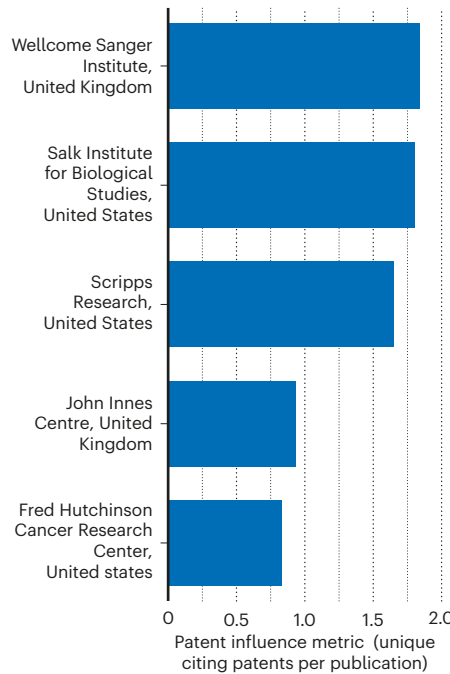
Leading academic institutions by patent influence metric



GENOMIC POTENTIAL

Non-governmental and non-profit institutions with the greatest reach on patent activity are led by the Wellcome Sanger Institute in the United Kingdom, one of the world's leading institutions for genomic research.

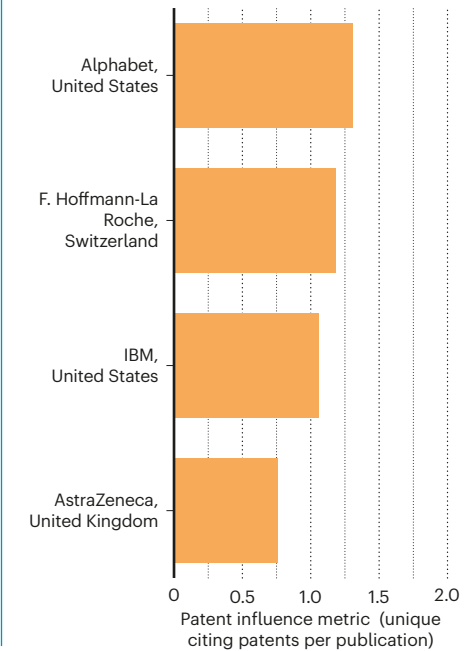
Leading non-government institutions by patent influence metric



KEY COMMERCIALS

Although only four corporations feature in the top 500 institutions by patent influence metric, they all score relatively highly, with articles authored by researchers at Alphabet, Google's parent company, achieving more than 1.25 unique citing patents per publication.

Leading corporate institutions by patent influence metric



PROLIFIC PAIRS

This chart shows the top international academic–corporate partnerships in the Nature Index based on their bilateral collaboration score (the sum of each of their Shares on the papers to which both have contributed). The bars show each institution's contributing Share and the dot shows the partnership's total collaboration score.

